

"The \$1000 A Day Challenge: Blast Your Way To Your First \$30K!"

By Fabricio Cruz

www.FabricioCruz.com

**WARNING: EXTREMELY
POTENT INTERNET
MARKETING TACTICS.**



Legal / Disclaimer

The Publisher has strived to be as accurate and complete as possible in the creation of this report, notwithstanding the fact that he does not warrant or represent at any time that the contents within are accurate due to the rapidly changing nature of the Internet.

While all attempts have been made to verify information provided in this publication, the Publisher assumes no responsibility for errors, omissions, or contrary interpretation of the subject matter herein.

In practical advice books or reports, like anything else in life, there are no guarantees of income made. Readers are cautioned to rely on their own judgment about their individual circumstances to act accordingly.

This report is not intended for use as a source of legal, business, accounting or financial advice. All readers are advised to seek services of licensed, qualified and competent professionals in legal, business, accounting, and finance fields.

ALL RIGHTS RESERVED

No part of this report may be altered in any form whatsoever, electronic or mechanical, including photocopying, recording, or by any informational storage or retrieval system without express written, dated and signed permission from the author.

DISCLAIMER AND/OR LEGAL NOTICES

The information presented herein represents the view of the author as of the date of publication. Because of the rate with which conditions change, the author reserves the right to alter and update his opinion based on the new conditions. The report is for informational purposes only.

While every attempt has been made to verify the information provided in this report, neither the author nor his affiliates or partners assume any responsibility for errors, inaccuracies or omissions. Any slights of people or organizations are unintentional. You should be aware of any laws which govern business transactions or other business practices in your country and state.

Any reference to any person or business whether living or dead is purely coincidental. The Purchaser or Reader of this publication assumes responsibility for the use of these materials and information. Adherence to all applicable laws and regulations, federal, state, and local, governing professional licensing, business practices, advertising, and all other aspects of doing business in the United States or any other jurisdiction is the sole responsibility of the Purchaser or Reader. The Author and Publisher assume no responsibility or liability whatsoever on the behalf of any Purchaser or Reader of these materials.

*** * WARNING * ***

This book is not pretty.

This book is not fancy.

This book has no filler in it.

**The techniques found in the following pages
are responsible for adding MILLIONS of dollars
to my bottom line.**

**The techniques found in the following pages
flat out work.**



Avoid the following techniques at your own peril.

Table of Contents

Introduction:

Chapter 1: Finding A Niche Packed Full of Hot Buyers!

Chapter 2: Your Killer Squeeze Page

Chapter 3: "Bribing" People To Opt In And Your Aggressive Autoresponder Strategy!

Chapter 4: Lighting Fast Traffic, An Introduction To Paid Traffic

Chapter 5: Advanced Article Strategies

Chapter 6: Ezine Ad Success Secrets

Chapter 7: Video Marketing Done Right

Chapter 8: Joint Venture Your Way to A Massive Profit Pulling List

Chapter 9: A 7 Figure Business? The Ultimate Online Business Model Explained!

Conclusion

Special Offer

Introduction

Thank you for downloading **"The \$1000 A Day Challenge: Blast Your Way To Your First 30K!"**

My name is Fabricio Cruz. I started marketing online back in the stone ages of the internet, back in good ol' 1995. I've sold everything you can think of... weight loss products, personal self defense items, web design & marketing services, consultation, cars on ebay, information products in just about every niche you can imagine – dating, weddings, software, health & wellness, video games & more.

To date, I've made over \$4 million dollars and I'm on pace to have my first million dollar year this year! My best month to date was just over \$130,000 in NET profit. Needless to say, I've been around the block 😊

I'm going to be pouring out just about all of my internet marketing knowledge here in this ebook. You can make as much money as you want with the information I'm about to share with you. WAY more than just \$1K a day. You can use the strategies found here to scale up your business to \$5K a day or more, like I'm doing now.

And I'll be totally transparent with you... there's a reason I'm giving you this information worth tens of thousands for next to nothing (the small price you paid for this book). Sure, part of me is disgusted at the misinformation being passed out, touted by the "gurus" out there – and they're getting away with murder by charging good money for it.

But the main reason is that I'm hoping to earn your trust, and should you need more help in implementing the strategies found in this ebook, then I'd like for you to consider working with me and my partners.

I am dedicated to YOUR success.

Do not discount the material found here in these pages as useless or read one thing and think you know it all. You don't. If you can just take one little "nugget" from any one of these pages, and apply it to your business, your profits should grow exponentially. One of the biggest mistakes we see marketers do time and time again is think, "I already knew that."

The key here is to TAKE MASSIVE ACTION. Do something. You don't have to get it perfect, just get something going. Tweak and fix along the way. If you wait for everything to be perfect before setting sail, then you'll be waiting forever. *You think to yourself "someday, someday, someday" and one day there won't be anymore "someday's" left.*

This ebook is short and to the point. While it will certainly inform and enlighten newcomers to internet marketing, it is really coming from the point of view that you have a basic understanding of what each section is talking about. So for those that are brand spanking new, for those who have never had a website, or any kind of marketing strategy, I'll go ahead and include some action steps and resources at the end of each chapter so you may research more in-depth any topic that interests you.

Keep in mind, the information on the following pages is not the end all be all of internet marketing. This is how I've done it, how I've generated millions of dollars on the internet and many others as well.

I hope you enjoy this ebook and don't hesitate to contact me if you have any questions. Set your goals small at first so you get some quick success rolling, and then scale up. A good first goal if you have not made any money online yet would be to just get to \$50 a day. Then \$250, \$500, \$1000, \$2500, \$5000 a day and so on.

I am constantly testing and tweaking my own online marketing strategy and as I go along, I'll be updating this resource with more of my findings of what's working on the internet today – and I'll pass it along to you.

A word of advice... if you're buying course after course, ebook after ebook, STOP! Enough with the information overload! I'm confident enough to tell you that if you master... heck, just get decent enough, at the strategies I'm about to share with you, then you can put an end to this jumping from "guru" to "guru" once and for all!

So today must be your lucky day. You're about to read an ebook that contains just about everything I know about internet marketing... not for \$10K which others have gladly paid for my mentoring... but for FREE.

To YOUR Massive Success!



Fabricio Cruz

Fabricio Cruz

1-800-584-4958 – call me if you have ANY questions about my offer ☺



Chapter 1: Finding a Niche Packed Full of Hot Buyers!

Here's where a lot of people start... and then give up. Should I be an affiliate? Should I have my own product? Should it be digital, should it be physical?

No wonder some people see this internet marketing thing so challenging and quit. No one ever really gives a real answer on how to start.

My suggestion is to start as an affiliate to something, to an information product, or program.

You can make lightning fast cash with a program like iBuzzPro (www.MyiBuzz.com/intro.htm) because it is a high ticket product. Think about it, how many sales at \$500 a week do you need before you quit your job? For many, just 2 or 3 would do it.

How many sales of a \$47 product would you need per week before you quit your job? MANY MORE! So keep that in mind. You can certainly do it; you'll just need more advertising, more volume.

Either way you decide, high ticket vs. low ticket, you can get there, and this guide will help.

Again, start off as an affiliate for an information product. The easiest place to start is Clickbank. There is also Commission Junction, Linkshare and a few others. CJ and LS are CPA (cost per action) programs. More on how to use those later.

NOTE: Before applying to CJ and LS, you might have to have a site up and running. The easiest way to do this is set up a blog and post some articles from EzineArticles.com so it appears useful. Then apply. Should you get rejected, which happens often, and even to me at first try sometimes, simply reply to their email or give them a call. They will accept you. That is their screening process.

So let's assume you start off with Clickbank... what you'll want to do is browse through the CB Marketplace. I prefer to find products that pay out at least \$30 per sale to give me some room to work with. I don't really pay attention that much to the gravity as that can be artificially inflated. So use them as relative numbers to each other, not absolute.

Pick an information product that solves a problem. One of my favorite niches right now is the "getting back with your ex niche."

Think about it... have you ever been dumped or dumped anyone? Often times, relationships end despite one of them being in disagreement about the situation. What does this mean to you?

You can expect, if you position yourself right, starving and desperate people coming to your site seeking information. In this example, information on how to get their ex back. This is how we seek out impulse buyers. Rather than try and come up with a market to fit the product, we find a hungry market, willing to buy our product.

If we have a killer sales letter promoting this product, hitting all the hot buttons of someone who is desperately trying to get their ex back, we'll certainly have a winner on our hands.

What are some other ideas for hot selling niche products?

How to eliminate acne, how to meet women, make money with forex, wedding planning, registry cleaning, weight loss, cancer prevention and alternative treatments & cures, personal development, law of attraction, etc.

A good rule of thumb that I use if a niche is worthy of promoting is this... does it fall under these categories:

1. Making Money
2. Personal Development (dating, self improvement)
3. Fitness (weight loss, fitness, muscle building, etc.)

If it does, then you'll have no problem finding traffic for your offers. If it does not, doesn't mean that you won't have a winner on your hands, it's just that I've found it a bit more challenging to get massive amounts of traffic... but it's still doable.

So let's start out as an affiliate. Here's my game plan. Pick your niche (your hot seller that solves someone's desperate problem) and set up a squeeze page. More on squeeze pages later. But the purpose of your squeeze page is to "squeeze" out your prospects information and not giving them any of the goods until they "opt in" – which means submit their information to get on your list.

Once you have that list built, you can automatically follow up with them to hopefully get them to buy your product or service, and even promote other related products or services to them in the future.

Think about it. How many times do you buy something the first time you land on the site? Probably not that often. Sometimes you need to think about it, or get more information before you make a decision. And sometimes you might compare 5 or 6 different sites before you make a decision.

This is exactly why I love autoresponders. They are my little automated salesmen working around the clock making sure my people get my sales messages. There's a good chance your competition is not using them and it's so easy. You simply preload it with all the content you want, set it at how often a prospect should be receiving your email, and bam! It's done.

We'll get more into the follow up part of the autoresponder later, my purpose for including it here is to get you thinking in terms of building a list so you can continuously market over and over to people, rather than try and get them to buy in one shot.

Ok, so now we've got our product, we've got our squeeze page in place to capture people's info, and we also have an automated sales sequence in place to follow up with them. Great.

Next, we drive traffic to the site. More on traffic later. But our goal is to see how our squeeze page and sales offer converts. The only two things you need to focus on in internet marketing are **traffic and conversions**. Everything else is mumbo jumbo. Once we find a winner, then we take the product we are promoting, and recreate it.

"What?"

Yes, take it, and have it rewritten. Either do it yourself if you're on a budget, and it's really not that hard. You can do this over a weekend. Think about it, you have a winning product, a winning sales letter, and you keep on splitting the commissions with the merchant?

You might wonder "why did we not do this in the first place?"... and that's a good question. The reason is that we did not know if we had a winning offer on our hands. We **have to test it first**. You don't want to create your own product line without knowing if it's going to sell first, right? By testing our offer through an affiliate, we can literally see over a weekend if we have a winner or not.

How long would it have taken you to develop a product from scratch? A long time, right?

Back to rewriting your product. If you don't want to do it yourself (and believe me, it does not take that long to do, you can do it in a week or two, or maybe a long weekend if you're fast and it's totally worth it) you can

outsource it. Guru.com and Elance.com are a couple of places that I've used in the past to get this kind of work done for me.

Simply send them a copy of the ebook and tell them to rewrite it in their own words. Just make sure that you see some of their samples first before giving them the project, and ask for references. This is going to be your best selling product, so make sure you find someone who will do killer work on it! That's why I might consider rewriting it myself at first since no one is going to care more about this project than you.

Ok, what's next?

Same thing goes for the sales letter. Rewrite it, spruce it up, make it more visually pleasant if you need to. If you have the squeeze page that's already a winner for you, you don't need to modify that. It's a matter of redirecting the traffic from the affiliate offer sales page, to your own sales page that you control.

Get some testimonials. These can be found in forums, family or friends. Simply send them the book and have them give you an opinion on it. If you're on a forum, simply make a post, "opinions needed for my new product" and send it to them for free. You're just looking for feedback here.

Once you have the product in place, you can start creating your funnel, and here's where it gets really exciting. Before, when you were promoting as an affiliate, you were pretty limited with the product funnel. Let's say that you made \$30 per sale, which is not bad. You'd better hope that you could make 1 sale in \$30 spent in advertising in order to at least break even, right? Let alone make money! This is where most of your competition is at right now, which is why so many people come and go in this game.

What if you could spend \$50 to acquire a \$27 customer and still make money? I know you must be thinking "How in the world can you do that?" It's easy! ☺

More details on how to set this up later on, I just wanted to let you know it's possible. Let's say that your front end product costs \$27. On your thank you page, include an upsell to a \$47 or \$67 product, then another uspell to a \$97 or \$147 product. Not everyone is going to take you up on your other offers, but you'll be surprised at how often they do.

When is the best time to ask someone to send you some money?
Immediately after they already have sent you some money! Remember that!

Ok, so in this chapter, I hope I have given you some insight to what the long term strategy is. We'll go in more detail in the following pages.

Quick thoughts about PLR (Private Label Rights) products. They can be great, but they can be trashy as well. Make sure you find high quality PLR products and review them before marketing them. Often times I like to use the PLR as a skeleton for my outline, then beef it up with the goods. There are plenty good PLR providers out there if you're looking for "done for you" content. Many of them already have sales letters and graphics which is a bonus. My www.healmyacne.com site is a PLR based product.

Next, we'll go into briefly about what type of format your product should be in... I always recommend if you're new to start off with digital.

Digital VS. Physical Products

Like I said above, I always recommend going digital first, however that might not always be the case. It's just easiest when getting started because you can focus more on marketing and over delivering on value rather than having to have an inventory, purchasing it up front and potentially having it sit for decades in your garage.

Ok, so when is it appropriate to incorporate a physical product into the mix? Good question. In some instances, in some of my niches, I never do. However, if you need a good upsell, a physical product is a good way to provide added value. For example, my dating product, www.turbochargeyourdating.com – one of the upsells there is to include a physical version of the book. I simply take it to Kinko's or my local copy shop, have them print out a dozen or so, and I have my little inventory. That's if I'm starting out. I'm at the level now that I can just have my fulfillment company handle that for me, no problem.

I'm in some niches where all it can really be is physical, at least the product that is being sold. I can always give them teaser reports via email and PDF documents, but the product itself is physical. Those niches are supplements and personal self defense items.

You probably are thinking why am I selling physical product when I recommend you go digital... and the reason is that I have a lot more experience in dealing with the fulfillment issue. Once you get good at marketing, by all means, consider all your options.

For now, let's stick to digital products only, especially if this is our first go-round.

Moving on!

Action Step: Pick a niche!

Chapter 2: Your Killer Squeeze Page

Squeeze pages... this entire ebook means nothing to you if you don't have a way to capture names and put them into your list. This is the front end to your entire funnel, the doorway. Our plan is to market to our list aggressively so we don't lose a chance of making the sale. So what are you going to need in order to do this?

1. A domain name (www.godaddy.com)
2. A webhost (www.actionplanhosting.com)
3. An autoresponder account (www.singleoptinautopresponder.com)
4. Ad copy (headline, sub-headline, bullet points, optin box)

The first three are pretty self explanatory; you need a domain name and webhost so people can find your site – obviously. Then you'll need an autoresponder account in order to capture those subscribers.

Depending on what you are selling, you may nor may not want to capture their full postal information, and/or phone number. I typically only get full postal if they become a customer. Typically otherwise I'll just grab their name and email and in some cases, just email.

If I am selling a high ticket item, anything over \$500, I like to grab their phone number too so I can have one of my sales people (or myself if I have none) follow up with them.

You can also save all the phone numbers and load them up into a voice broadcasting solution (www.getonthiswebinar.com/replay) and bam! You're following up with your people via email AND telephone – all automated! Voice broadcasting is a whole other ballgame, I just want to let you know that power of collecting this info and what you can do with it after.

You can also sell full postal leads to lead brokers – or incorporate CPA offers... just another couple ways to what you can do to monetize your traffic... now back to the basics of squeeze pages...

Take a look at the example below – and let's analyze it for a moment:

First, you'll notice that it's a pretty clean page. Nothing fancy. That's not to say fancy graphical pages don't work, this is just my way of doing it.


Next, you'll see the pre-headline, followed by the main headline, subheader, some bullet points, then the opt in form. Notice how clean and simple this looks and take notice of the arrow pointing to the opt in box, the red color around the submit button and the little secure image right underneath.

Model something like this and you'll be fine. If this squeeze page is going to be going on Adwords, be sure to add more content in case your quality score (more on Google's QS later) suffers. That's all there is to it! If you need more examples, see below.

By adding more content, you could include a small link at the bottom to your terms of service, privacy policy, and even a blog. Don't make it stand out too much to keep emphasis on the "opt in" form. Even add video to make it look snazzy! Just test it.

You can use squeeze pages in any niche! I use them on just about every site I own. www.healmyacne.com, www.weddingsguru.com, www.cancerfightingsecrets.com and a whole host of others!

You don't realize it yet, but in the next 5 minutes you're going to learn the secret of how to stop money-worries for the rest of your life...



How To Experience the Sheer Unbridled Joy of Watching Cash Pour Into Your Bank Account... Almost Like Magic


I Can Make You Rich!

Finally! Successful Entrepreneur and High School Drop-Out Vincent James Breaks 12 Years of Silence To Teach YOU His Money-Making Strategies and Powerful Secrets That Anyone Can Use To (legally) Make As Much As \$77 Million By This Time Next Year!

Inside you'll discover...

- The 'Insider Secrets' to a million dollar home business!
- How you can **shave months off of the learning curve** and become a millionaire as fast as possible!
- The single most important question you must ask your self before you get started. (hint: Not knowing this will almost guarantee your failure!)
- You'll discover how to create multi-million dollar campaigns that will **have your customers begging to buy** from you!
- ...and many many more time-tested million dollar secrets straight from the mouth of the man that made \$100 million dollars in two years!

Just use your first name and valid email as your password, then click the "Free Instant Access!" button to get your sneak preview of the first **two chapters** of "How I Made \$77 Million in Two Years- And You Can Too!" in your welcome email immediately.



☒ **Yes! I Would Love To Learn This Valuable Information That You Have Shared With Just a Few Others!**

Enter your name and e-mail address to instantly discover the system that can make you incredibly wealthy:

Name:

E-Mail:

SECURE & CONFIDENTIAL
Your email address will never be rented, traded or sold.
WE GUARANTEE YOUR CONFIDENTIALITY.

Action Steps: Get your domain name www.godaddy.com, get your webhosting account www.actionplanhosting.com – get your

autoresponder www.singleoptinautoresponder.com & begin setting up your squeeze page modeling some of my examples!

Chapter 3: “Bribing” People To Opt In and Your Aggressive Autoresponder Strategy!

If you notice in my example squeeze page above, I have an image of an ebook. Often times, you have to “bribe” people to give you their information, as most people think “What’s in it for me?”

I like to do this with a free report, or sneak preview of the product. This is easily done. If you’re going the free report route, simply head on over to www.ezinearticles.com and grab 5 to 8 compelling articles (great article titles, not boring ones) and put them on a word file. Then convert it to a PDF document. Just do a search for “free online pdf creator” or something like that.

Note about Ezine Articles. You might be thinking how can we use this content when we did not write it? We can use it because that’s exactly why it has been submitted there. People (expert content writers) are hoping that we (marketers) send out that information to our people (exposure for them) in hopes that people love the content so much, they will come back to them. Ethically, you should not remove the reference at the bottom giving proper credit to the author. If you insist on not giving anyone but yourself credit for the content, what I would do is rewrite the article in your own words, then claim it as your own.

The free report will be delivered via email. My strategy is not to deliver it on the next page, rather have it redirect to your sales offer or affiliate offer immediately after they opt in off of the squeeze page. Always keep the prospect in front of the money! If you make your prospects confirm on the next page that they want to be on the list, you’re taking them out of the buying process and having them go back, check their email... where they may be bombarded by other distractions, like the joke of the day email, email from dad, etc. Keep them out of the inbox, especially if they are on your site! That’s why I recommend GetResponse, or www.singleoptinautoresponder.com for your AR needs.

So back to creating our free report. Give it a nifty name. Don’t call it “free report” – rather something like “8 Secrets Every Successful Investor Must Know!” – you get the picture. Then that can be the 8 articles.

Next, put in a table of contents. You can do it as I have done it in this ebook. Start off with an introduction. If you are using Ezine Articles for your content, you can say that “I’ve scoured the internet for the best information on investing (or whatever your niche is) and here’s what I found, feel free to refer your friends to www.yoursite.com to get their own copy for free!”

Then Chapter 1 is the title of the first article, Chapter 2, the second, and so on. Then you might want to have a conclusion, thanking them for reading the articles. Each article begins on a fresh page (page break).

Then the next part is what really makes my free reports really effective. Copy and paste your entire sales letter for your product on the report after the conclusion, so they don't have to go back to the web to read your sales letter. You can sell them right off of the free report! If you own the product, I'll link to the order form, if you don't, then you might want to link to the affiliate sales page, so rather than putting the entire sales letter, simply put in teaser copy (if you do not own the product, rather are an affiliate in this example).

And that's it! You can even have teaser content in the footer. See how I do it with my free sneak preview over at www.cancerfightingsecrets.com

Next, head on over to www.signatureecovers.com when you have a free report, and get a professional to do your cover. I work with Tina, the only ecover designer I recommend and use. There are other people who are capable of doing a good job for you, so just seek them out on the freelance sites I mentioned above (Guru & Elance).

Once you have an ebook cover, you can replicate a squeeze page like the one I have above. Even give the "free report" a dollar value. Check out how I give my free report over at www.healmyacne.com a dollar value of \$27. And I don't call it "free report", I gave it a name, as I suggest you do the same. This will exponentially increase the perceived value of the product and skyrocket your opt in rate vs. not having it there at all.

Now, let's talk about our autoresponder sequence. I like to market aggressively. I don't care if people are offended if they get too many emails from me, and neither should you. If you have a list of buyers, you might want to treat that one a little nicer, but your prospect list, HAMMER them (in a good way of course) ☺

Sorry if this sounds rude or aggressive, but you want to obliterate your competition right? Well, this is how you do it.

Fact, you're not going to get a ton of sales by direct linking to a sales page. That's why we have a squeeze page in the first place. And it's a fact, if you don't email them, reminding them you're still alive and asking them to come back to buy your product, it will be just as ineffective as the direct linking process. So with that in mind, let's get our money back (and then make some) from our advertising by aggressively marketing to our list!

My first email is always instant. This is the one delivering the free report. Again, a real live example of what I'm talking about can be seen at www.millionairemarketingmanual.com – and while on some sites I have a link to the PDF in the email, and some others I have it attached in the email so they don't have to click on a link... the latest thing I've been doing with great results is linking to another page that has a link with the zip file on it.

Why would I do this? It gives me another opportunity to thank them for requesting the information (via video), and another chance to sell them on the product. I even encourage them to leave the window open as they read the freebie, then come back to order. I have an "add to cart" image at the bottom that links directly to the order form.

So there's how I deliver my free report. But everyone who requested the report was directed immediately to the sales page where they could buy the product right there. Not to a confirmation page, asking them to go back to their email to confirm. Again, you'll lose a lot of people here. Why? Because you put up a wall. Honestly, I don't care if they put in a fake email, they won't get my free report if they did. So go single opt in and with www.singleoptinautoresponder.com – that's exactly what you can do. Just be sure to check your settings as by default it will be double.

Then my strategy is to follow up with 1 email every day for 30 days. Yes, I know, this is aggressive, but those who will buy, will buy, those who opt out, would probably have never purchased. Sure, you'll annoy some legitimate buyers, but you'll benefit more by motivating those buyers who needed to be exposed to your product a little more. The tradeoff is totally worth it.

What do you say on your follow up emails? If you want, simply keep using the content at Ezine Articles (please give the author proper credit unless you rewrite it) and include an intro and conclusion so you can "wrap" your link around the article. You can even have a break somewhere in the paragraphs that has your 3 line ad in it for example:

Investing Secrets Of
The Rich. See them now!
www.yoursite.com

And you'll have much more exposure to your site than the author whom you borrowed the article from.

If you don't want to use Ezine Articles and create your own content, that's fine. Just remember to mix it up a bit. And in my www.make-a-ton-of-money.com example, I always think of something creative related to what's

going on in today's world, or something that will motivate those prospects who are interested in that product... such as the economy.

Right now, the economy is a little shaky and uncertain. So I sometimes play on that. Now, I'm not BS'ing here, I'm just saying the economy is a hot button, just like there are hot buttons in other niches. People are nervous about their future, their jobs, etc. And if you have a product that solves those problems, then use all the hot buttons you can, because you are doing a great thing. If you're deceiving your prospects, then that's another thing and I do not recommend you do that. You'll lose in the end. You always will.

So I will make videos about me ranting about the economy. Just opt in at see what I mean at www.make-a-ton-of-money.com (chances are you might be on that list already if you are reading this).

The economy is just one topic, then "how to be a millionaire" is another topic. But I always start with the same introduction and ending. Not verbatim, but the theme remains consistent.

My intro might go something like "thanks for checking out this video, if you're on youtube or another one of the video sites, head on over to www.make-a-ton-of-money.com to get your free sneak preview of Vince's book, how I made \$77 million in two years- and you can too... if you're on my site, welcome back... today I want to talk about the economy...."

Then I talk about the economy, or whatever the subject matter is, followed by a call to action. You must tell people what do to on your squeeze pages, AR messages, videos, etc. I have on one of my sales pages "take out your checkbook and make a check payable to Lifestyle Solutions, LLC for \$1000, then mail it to..." and it works! See it live at www.make-a-ton-of-money.com/billion.htm <-- and it does get sales because it's a killer product, with killer value!

I like to say "scroll down to the bottom, and place your order for (product name) and in the next 2 minutes you'll have access to it and you can begin to (find the help you've been looking for)." Then on that page you have an "add to cart" button or link to the affiliate offer. Tell them exactly what do to!

Getting them to your video is easy. Just put something clever in the subject line, then some teaser content about what you're talking about. Again, just study my site for a real live example.

Action Steps: Get your articles from Ezine Articles. Create your free report. Get a graphic made of your free report and include it on your squeeze page. Then study the follow up sequence at www.make-a-ton-of-money.com and remember to market aggressively! Last, start creating your AR sequence and "hammer" your list!

Chapter 4: Lighting Fast Traffic, an Introduction to Paid Traffic!

There are two types of traffic. Free traffic and paid traffic. So which one is better? The short answer, both are just as valuable once you get the visitor on your page and they have qualified themselves to be interested in what you have to offer.

I love paid traffic because it's like flipping a switch, and your brand spankin' new website can be getting traffic in the blink of an eye. Whereas free traffic takes time to implement. Once you get free traffic going, using strategies like videos, articles, press releases, link building, JV's, etc. it can be great... however it does take time to get the ball rolling, and time = money, right?

Google AdWords is the king of PPC Search Engines. I believe it is the most risky, but it does have the most reward. You don't want to discard Yahoo! Search Marketing or MSN AdCenter as viable alternatives. Often times you can find cheaper bids and less competition because everyone is focusing on Google. So take advantage of this. Many of the principles here can be applied to the other PPC engines.

Google AdWords, or pay per click can be a tricky game if you are not prepared. In this chapter we are going to discuss some things that you should be aware of before jumping into Google AdWords full force.

WARNING: You can literally lose your shirt overnight with Google AdWords. I've heard horror stories of people putting in their credit card, and letting it rip without testing their ROI first, or closely monitoring their account. I'm talking about tens of thousands of dollars in some cases. Do your study. You can even outsource this part of the game if you have the budget for it. Just do a search on Google for "PPC Management" or something similar and you'll find plenty of people who would be glad to take over that part of your business. And even with those guys, "proceed with caution!"

AdWords is without a doubt the quickest way in the entire world to send laser targeted traffic to your website. In 15 minutes you can go from not having an account, to having floods of visitors landing on your page.

I'm assuming you already have an account. If you don't, head on over to www.google.com/adwords and it only takes a few minutes. They have some excellent video tutorials that you'll want to watch, even if you are an experienced AdWords user.

Every so called "AdWords Expert" teaches their methodology different. I'm not trying to contradict them here; I'm just saying what has worked for me. I don't doubt that some of their techniques work, and work great. This is just my way.

Keyword research. This is where it all starts.

Tools like Wordtracker are great to get a general overall view of the market. But keep in mind that a lot of your competition is likely using them as well.

Here's what I do. I use Google's free keyword tool. If you want to do this without logging into your AdWords account, go here: <https://adwords.google.com/select/KeywordToolExternal> - you can get the keywords that Google think your site is about, or you can research other root keywords and see how many searches they get, how many competitors there are, etc. All FREE!

Another idea is to go after author names, book titles, market specific products, events, etc. that have to deal with your business. For example, if you are promoting a wealth building book, course, etc. you can bid on the name "Donald Trump" or "Robert Kiyosaki". You can even break that down to the book titles, like "The Millionaire Next Door" or "Think and Grow Rich". See my point here? You can get all the book titles you need on Amazon.com.

I know this process may be a bit tedious, but trust me, its well worth it. You are going to find so many keywords with little competition, it's ridiculous. One or two keywords are not going to make you a fortune, but if you find a handful of these words that people are searching for, the numbers add up.

I'm not a big fan of using the dynamic keyword insertion feature in AdWords. There are some ways that you can use it properly. For example, if you have a huge keyword list, say 500 +, then you can use it to test and see which keywords are getting the most clicks. Then when you find the ones that are getting the most clicks, you'll simply pull them out of the general list and create more tightly focused adgroups. Nothing wrong with that, if you have a large budget. But I don't like starting out that way as it requires a lot more testing and tracking then using my preferred method.

If I'm on a limited budget, here's how I do it. Starting out, once I have my keywords, I like to create a special landing page for each term. You can either integrate the keyword in the title, throughout the text, or simply have it hidden on your page. How? Do not make the text the same color as your background. That will trigger a violation most likely.

What you will want to do is have an image background that is the same as the text. The only way that you could get caught using this technique is if they visually inspect your site and specifically look for it. I don't want to say

that it won't happen to you, but in my experience, it's highly unlikely that they will say anything.

If I have a larger budget, I might just dump 200 keywords or so in an adgroup, and run \$500 to see which keywords bring in sales. I'll pause it after \$500, then delete the words that did not convert. Keep the ones that did. I might break even on that \$500 if I'm lucky, but the next \$500 run should hopefully double my money. I've just "pruned" my account from the low converting keywords that were costing me money. Now my adgroup has mainly winners.

Writing your ad. When writing my ad I like to always include the keyword in my title. This will almost always result in high CTR (click thru ratio). And if you have your keyword on your landing page then you will most definitely have a high quality score, which means that Google won't penalize you or charge you more for your bid.

If you are going to write an ad that does not include any of those keywords on your page, then you are likely going to have to pay a lot per click just to activate it. In some markets, that can be a \$5 minimum! I don't know about you, but it's hard to make any positive ROI when you are paying \$5 a click. You are entering the territory of the big boys, the real estate mortgage brokers, debt consolidation, lawyers, loans, etc. And in those markets you can expect to find keywords that go for \$50 and up, just for a click! We are not going to be bidding on those keywords. Typically the most you should ever want to pay for a click is around 50 cents. That's at most! Many of these ads that I am placing are way less than that... 10 cents even – and YES, they get traffic!

Now, the only time I'll pay \$1 or more per click is a HIGHLY specific term. So it would only be for like 1 or 2 keywords that I do that. If I'm promoting a company, like Cruise To Cash, then I'll be willing to pay \$1 or \$1.50 for the term "Cruise To Cash" – but all other words, I'll bid much less because they are not as specific.

So once I have a good title, I almost always (if I have enough space) like to end the title with a question mark (?). For example, my title may read "Dog Training Guide?"

Then in the body of the ad, I like to include specific information, such as numbers. For example, a good middle line may read "I train up to 3 dogs at once!" Notice I'm using a specific example. Or if your number is financial, then be sure to include the full number if the space allows it, such as "\$27.31". Numbers draw attention to your ad.

The final line of my ad I like to write something like "check it out now!" or something to that effect. You are not allowed to say "click here now" so I

figure you'll have to use the next best thing. Feel free to come up with your own variation, but be sure to include some kind of a call to action.

Keep in mind the URL that you are going to use. You can also stuff some keywords here. For example, if your URL is dogbooks.com you can display, dogbooks.com/dog-training/ and those keywords will highlight. Here's how some of the big players do it, they will register domains for each of their best performing keywords and will display the URL as www-dogtraining.com. This trick is not all that new so many of the best keywords may be taken, but you get my point here. Notice that the example above, I put a dash instead of a dot. The reason is that the visitor is supposed to think that they have landed on dogtraining.com – a domain that was taken likely a long time ago.

Bidding Strategies. I usually like to bid in 3's and 8's. i.e. \$0.53 or \$0.58. Keep in mind, most people will bid \$0.50 or \$0.55 so this will give you a little leg up.

For most of my content network bids, I will spend up to \$0.28 per click. Whereas I'll pay a little more for search network traffic.

Content Network. The content network allows you to be a little more creative than the search network. Quality score is not as big of a factor here. I'm not going to say that it does not exist, but for all that I know, they don't put as much attention on it. That means your ads don't have to be as targeted... however they must draw attention.

Content network ads are displayed on other people's sites. It's basically the "other side" to Google AdSense.

There is usually 10x's the amount of traffic for the exact same keyword on the content network then on the search network. The CN a great place to sell lower priced items. If you have big ticket items to sell, i.e. \$97 and up... then you must "warm them up" via an autoresponder sequence.

Google Site Targeting. In this section, we are going to take a look at the other side of Google AdWords, and that's the Site Targeting feature also known as Site Placement. What is Site Placement? Basically, Google AdWords allows you to select which sites your ad will appear on. By using image ads, you are pretty much placing banner ads. But it's not what you think. I know you must be thinking banner ads don't work, or "that's so 10 years ago", and if that's what you're thinking I have news for you... you're wrong! By using banner ads effectively, you can generate a massive amount of traffic for, often times, way less than your typical bids.

You can apply these principles across other types of advertising vehicles, such as AdBright.com, negotiating banner rates on independent sites or

other ad networks, etc., however I'm going to focus on site placement for AdWords here since most of us already have an account with Google.

There's really no set rule as far as what type of ad works best, but the one thing that I do know is that the old typical banner, the one that brings in the lowest CTR is 460 X 60. The long horizontal banners that we've all seen.

Banner ad sizes that do well are the large box (300 X 250), the small box (125 X 125) and the skyscraper (160 X 600 or 120 X 600). When creating the ad, remember that test typically sells the best. Not flashy images. What you want to do is either blend it into the page or really stick out, but you don't want to be in between. And it goes without saying, sell the click, not the offer. You will be selling the offer on your sales page, after your landing page. You'll also want to tell them where to click by using images and "links". I put quotes in "links" because there won't be an actual link, rather an image appearing as a link. Make sure you use a call to action.

Another thing to keep in mind is the image, if you are going to use one. Again, nothing flashy. Results show that an attractive woman always attracts attention to the ad. This does not have to be sleazy and can be done with taste.

Try to get placement on sites that are above the fold. Meaning the ad will be visible on the page without the need to scroll down.

Also, make the ad either blend in with the site, or stand out and draw attention. Like I said above, an attractive woman always draws attention to the add. Don't ask me why ☺

Below you'll see some of the more popular banner sizes... notice I don't have the horizontal long banner – the one that we always think of immediately when we think "banner."

These images are by no means perfect. If I could edit them, I'd probably have a "click here" image looking like a link, or arrows pointing to a call to action. But the women on the ads are tasteful and classy.

These are also for my dating product. But you can basically swap out the text for just about any other market. Just be sure it makes sense to do so. Don't use one of these ads as a template if you're selling a cancer product, like I do.

On the other hand, this works great for dating (obviously), making money, weight loss, and even some sub-niches of personal development.

Here are some examples of some nice banner ads:

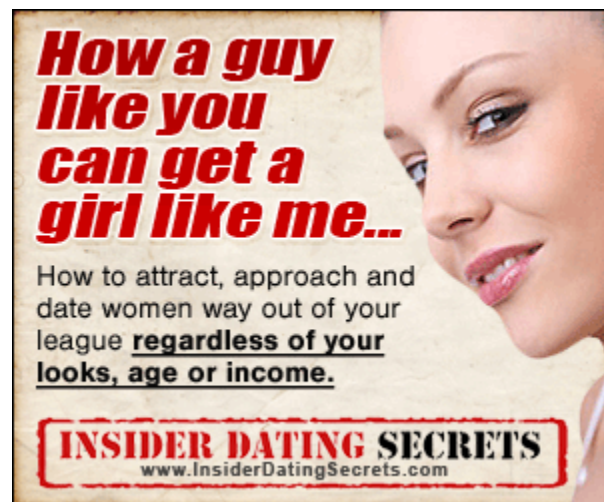
120 X 600 Banner



200 X 200 Banner



300 X 250 Banner



Tracking your sales. With Google Adwords you can track your sales using their conversion tracker. I'm not going to go into how to do that here, but they'll give you a code that you can copy and paste onto your "thank you" page so Google can track the performance of your ad all the way down to the

specific keyword (or website if site targeting). There are some tools that allow you to do this without having to go through Google, but it's there for your use. I recommend you use it. This really helps me when I'm going through my campaign and "trimming the fat" so to speak, getting rid of poor performing keywords. You'd be amazed how many AdWord campaigns could be salvaged if they just "trimmed the fat". Some keywords may be converting, and many others may be losing, but as a whole, the entire campaign is losing money and that's what you'll see if you just take a look at your overall snapshot. If you were to just eliminate the poor performing keywords, you may just have that profitable campaign you are working so hard to set up and maintain.

If you are promoting a Clickbank product, many merchants will put your conversion code on their confirmation page. Be sure to email them and confirm that they have it up before you send traffic to it. You can also track CB through specific URL's for each keyword or adgroup, but I find it easier just to have it on the confirmation page.

Know your numbers. Right here... knowing your numbers is perhaps the biggest key to getting to \$1K a day, or more!

It's important that if you are just starting out, to keep your bidding and your budgets tight so you can get some data on your sales, leads, conversions, etc. You will want to test everything. Don't be afraid to split test ads, headlines, calls to actions, price points, etc. By testing, you can come up with the best blend of everything and over time you will have created a profit center for years to come and you can do it many times over. I've given you some good examples to model after.

When you know your numbers, you have so much control over your business. You know how much you can spend to generate leads. If you don't know your numbers, you are leaving money on the table. What if by raising your bid by 75 cents could increase your net profits by X%, but you'd never know that if you did not figure out the numbers. You're just looking at the overall profit/loss scenario, and that's fine. But dig down deeper, find out how much it's going to cost you to acquire a new customer/client, and at which point is it profitable, and which point is it not profitable.

Other Traffic Sources: You've got other PPC engines like Yahoo Search Marketing, MSN AdCenter as well as contextual advertising (CPV or Cost Per View) with services like MediaTraffic.com, TrafficVance.com (need a referral, ask me if you want one!), Zango.com and Addon.com.

AdBrite.com is another one that I've used with a little success. Worth checking out.

My advice is that you get good with Google AdWords, then expand your advertising reach with the other services.

Model after your successful Google campaigns with Yahoo & MSN's PPC engines.

Conclusion: There is so much more information regarding AdWords and other paid resources. There are tons of eBooks, courses, seminars, etc. regarding the subject. If you have NO experience with AdWords, or CPV marketing, it's likely that you need more in-depth training. If that is the case, I would recommend Six Figure Secrets Club – www.6FigureSecretsClub.com (which you'll get for free instant access when you join my Big Money Miracle system – so don't buy it at that site!).

More details of this amazing offer at www.bigmoneymiracle.com

I'm known as "The King of Six Figure Training." Once you get well versed, start placing ads, do your research, know your numbers and come back here and apply some of the more advanced techniques. If you get this part of the game right, you have more control than you'll ever know.

Action Steps: Set up an account with Google AdWords, watch their tutorials and set up some campaigns. Once you get good with Google, open accounts with the other PPC engines. Be sure to track your results, and DO NOT start until you have your conversion tracking in place. Otherwise, you might as well light your money on fire!

Chapter 5: Advanced Article Strategies

Articles are an excellent way to drive traffic to your site and build up your back-links.

I usually only submit my articles to EzineArticles.com, Isnare.com (they will distribute your articles) and GoArticles.com is good too. Everything else in my experience has not been very fruitful. Not to say that it can't, I'm just going on my own experience.

Here are some good tips when writing articles:

- Keywords in your headline – this is a must!
- Question marks and explanation points are good as they draw attention.
- It's ok to sometimes CAP an entire word, but not the entire headline.
- Specific numbers are always good, like "Top 10 Tips"
- "Part 1" in the headline works when there is a "Part 2" available or "get more info" in the author or bio box.

Examples of good headlines are:

Ultimate Dog Training Tips: Teach Your Dog How to Sit in 3 Easy Steps!

How to Burn Fat and Lose Weight Faster Than you Can Imagine!

Is it Possible to Eat What You Want and Still Lose Weight?

Discover the 7 Little Known Secrets to Long Term Success in Real Estate!

Just use a little common sense here. What headlines grab your attention? I think we like to complicate things when the answer is right in front of us.

Here's what I do – and this tip right here helps me crank out some amazing articles, time after time...

TIP: Create a "swipe file." What is that you say? A swipe file is a collection of articles, sales letters, emails, pictures, etc. anything that resonates with you and makes you take action. Just think about it? If you ever come across a product that you purchased, take a deeper look as to why you bought it. Maybe you needed it, and that's fine. But why did you go with them versus the other?

Ok, so let's just stick to common sense when picking article headlines, and start making that swipe file.

Here's an example of a good article... and we'll stick to the dating example like in the banners above (yes, I received permission to post these ☺)

How to Attract Girls: Do You Really Need to Know?

By [Fabricio Cruz](#) ★

Men believe that when it comes down to it, they really need to know everything about how to attract girls prior to becoming successful with them.

Bottom line is that a man can know absolutely NOTHING about how to attract girls and still attract girls. Sounds kind of contradictory right?

Or get this... you can know everything about how to attract girls, the right things to do and say, and the thing to avoid and still not attract any girls!

Knowing all that, why would you still want to look into the techniques on how to attract girls if they are practically "useless?"

Well, it is possible because there is power in acting "AS IF" you know how to attract girls when approaching girls is always going to be greater than waiting until you know how to attract girls before approaching girls.

As for the reason you should learn how to attract girls it really quite simple.

You see, it's easier to learn from people who are where you want to be and beyond. You can leverage their successes and failures and do your best to follow in the footsteps of those who have succeeded before you.

In other words, it's like a short cut to success. You can stumble and do it on your own and you MAY succeed, but you MAY NOT succeed. If you can learn from others it could save you a lot of hardship. Obviously, just how quickly it will take you to learn really depends on the person you choose to follow and how much time you take to practice the techniques you learn.

Deciding that you should know how to attract girls before you actually go out there and start attracting girls is the simplest way to stay in the exact same place you are right now except with a more knowledge on the subject. It's not going to do you any good. Find someone to teach you, i.e. Fabricio Cruz, and follow their methods. Practice, practice, practice and you'll attract the girl of your dreams faster than what you are doing now.

Learn [how to attract girls](#)! Fabricio Cruz will show you how to attract the most beautiful women, regardless of age, looks or income! Check out his site for a free preview at <http://www.turbochargeyourdating.com> right now!

Next, let's talk about the resource box or the bio box... this is where you as the author are supposed to put more information about yourself. Most people don't realize that this is an excellent place to put a little ad about your products or services, or "for the rest of the story click here" type of a link. So for example, say if we have a part 1 type of article, you can entice the reader to click on the link for part 2.

If you are trying to generate back-links to your site, then you can put a link in the bio box with some keywords in the "anchor text" and have that possibly rank in the search engines for that term. See above, how the author has "how to attract girls" in the anchor text, as that is the keyword he is focusing on in this article.

Typically I only have one focus from my articles, they are meant to either generate back-links or generate traffic from the articles themselves. You can do both, like in the article above... Just keep in mind that if you are looking for back-links, then the key is to have a ton of articles written and submitted. If you are looking for quality visitors to your site through your articles, then they have to be written to provide the reader valuable content and entice them for more by teasing them throughout the article and then giving them the option for more info via the resource bio box.

Articles are a pain to write, for me anyway. If you enjoy writing articles, then great, you'll love this part. If you don't like all the work that is involved in creating an article, I have good news for you. You can outsource it.

You can outsource your article writing to a local college kid who wants a few bucks, or you can jump on a site like Scriptlance.com or Elance.com and place a bid for some article writers. I like my articles to be around 450 words. Be sure that they are English speaking writers. Some people claim to be English speaking, only to turn in a bunch of nonsense that does not read well.

You should expect to pay as little as \$6 per article up to \$15 per article for the higher quality ones. You've heard it before, and it's so true with article writing... "You get what you pay for."

That's about all there is to article writing. I wish there was much more, but then I'd be wasting your time with filler content.

Action Steps: Get some articles written, good headline, insert keywords, stick to around 450 words, tease them a bit in the bio box... submit them, and benefit from back-links or traffic to your site. Easy stuff!

Chapter 6: Ezine Ad Success Secrets

Ezine ads are another way to get great exposure for your product or service. There are a couple of services out there dedicated to provide you a better ezine experience. Charlie Page has one at www.DirectoryofEzines.com and Traffic Testers at www.TrafficTesters.com.

Charlie Page has an extensive ezine list, where you can search via a bunch of different criteria, such as cost, list size, if they allow solo ads, market, etc.

The only type of ad that I have ever experienced with ezines is a solo ad. A solo ad is an ad that is sent out exclusively to the entire ezine subscriber ship. There are no other ads going along with yours, hence the term "solo ad."

When you find an ezine that generates a good ROI for you, then be sure to advertise in them again and again until you see your ROI dwindling. Then once it goes down you'll have to revamp and rewrite your ad to attract new customers. It may be that you've already reached the entire database of that particular ezine and you have to move on.

If you find a winner with one ezine, then use that same ad and try it with another. Not all ezines are equal and you will see that as you are testing. There are many factors that go into making one ezine better than the other, and we don't have time to go into that here. Some ezines are double optin, some are single, etc. Double will obviously provide you with better results, but then again, it's all about testing.

Ezine ads (or solo ads) are similar to articles, but are more focused on sales. The point of the ezine is to get the reader to take some sort of action. You can sell directly off the ezine if there is nothing else for the reader to see, but if the point of the ezine is to get them to click on the link, then you must emphasize that they click on the link and don't sell them on your product or service until they reach your site, that's what the website's job is, to sell them on it.

Be sure to track your sales. If you are using Clickbank, make sure you learn how to set up appropriate tracking by using specific links that you can tie to specific campaigns. It helps me know which ezine brought in the most clicks and with many of these programs, you can even figure out which ezine brought in the sales.

You can market just about anything through ezines, as I mentioned before, if you use a service like I recommend above, you can find just about anything you want. Another way to find good ezines in your market is to "google" the

term "MARKET ezine" where "market" is the name of your market. For example, using the dating niche as an example, "dating ezine" or "dating newsletter", you get the point.

Like in the article section, where I talk about titles, you want to make the title interesting and leave them wanting more. I like to use numbers in my ezine solo ads titles. For example "\$5,000 in one day... really?"

You see, I'm using numbers, a question mark and hoping that the reader sees it and wants to know what the heck I'm talking about.

Then to start I may say something like: "Yes, it's true..." and on into my message. Here is a sample that I received with permission from the author...

Subject: "How I Made \$77 Million in Two Years?"

Yes, it's very true. Successful Entrepreneur and High School Drop-Out Vincent James Breaks 12 Years of Silence To Teach YOU His Money-Making Strategies and Powerful Secrets That Anyone Can Use To (legally) Make As Much As \$77 Million By This Time Next Year!

Get all the details & Free Preview here: -->

<http://www.millionairemarketingmanual.com/1/>

Once you're at the site, I urge you to go and lock the door... take the phone off the hook... grab your favorite beverage and study every single word of this letter- because it's just that important!

DISCOVER why marketing guru GARY HALBERT is calling this... "BY FAR THE MOST IMPORTANT MARKETING PRODUCT EVER PUT TOGETHER!"

Get all the details & Free Preview here: -->

<http://www.millionairemarketingmanual.com/1/>

Are you interested in discovering proven "step-by-step" techniques for DRAMATICALLY exploding your bank balance? Would you like to QUICKLY set up a print promotion or website that makes you tons of money (I'm talking 6...7... and even 8-figure money)... 24/7... even while you're sleeping?

If so... I know you'll find this letter EXTREMELY valuable...

Because I'm going to show you what took 12 years to perfect- (and even spent 94 days in stripes to learn)- a PROVEN "Battlefield-Tested" system for learning, mastering and profiting from the BEST business in the World!

Get all the details & Free Preview here: -->

<http://www.millionairemarketingmanual.com/1/>

Sincerely,
James Calvin

P.S. Now understand- this is NOT information you'll find in the 100's of ad writing and marketing books out there in the "mainstream"...

Click on the link below NOW:

<http://www.millionairemarketingmanual.com/1/>

Some things to notice from the ad above... the headline has some numbers in it along with a question mark.

The URL was displayed quite a few times in strategic locations... the goal is not to sell the book, it's to sell the click...

Looks like the URL is a tracking link to see which ezine it came from...

Once the user clicks on the link, it goes to an squeeze page where they are exposed to that product more than once. As you may have heard, the fortune is in the follow up... and it may take as many as 7 times.

Action Steps:

- 1. Know your market**
- 2. Select an ezine**
- 3. Write your ad**
- 4. Purchase a mailing**
- 5. Track results**
- 6. If profitable, then run it again**

You see how simple this stuff is? It's not rocket science. Why do so many people want to complicate this? Moving on...

Chapter 7: Video Marketing Done Right

Video marketing can help explode your business if you use it right. You can put anything you want on sites like YouTube, Google Videos and such (of course as long as you are not violating any copywriting rules & the content is acceptable.)

The information in this chapter, **if done right**, can virtually be all you need to build a list as big as you want, especially when you consider the viral aspect of videos. The information in this chapter alone would be worth over \$10,000 at least (real world value) if you just apply the techniques and concepts. Honestly, this should be a course on its own, but fortunately I have distilled it down to a few simple things so you don't need to read a billion pages just to get it.





There are a few people out there right now that have videos I want you to study because they're fantastic examples of how to use videos correctly...

In my opinion, the best examples I've seen have come from... myself. There are a few others, but I feel like I've done a great job of providing content and getting people to take action just off the videos.

Do yourself a HUGE favor and go to www.YouTube.com and search for "Fabricio Cruz." If you are selling high ticket items, this is the style you'd most likely want to follow. You can also record powerpoint presentations, and you'll see that I have a few that are in the dating niche.

Study all of my videos.

"fabricio cruz" video results 1 - 20 of about 78

Videos	Channels	Sort by: Relevance	Uploaded: Anytime	Display: [Grid]
	Cruise to Cash With Fabricio Cruz www.TopCruiseToCashEarner.com - Join Fabricio Cruz in Cruise to Cash!...cruise to cash	Added: 4 months ago From: fabriciocruz Views: 7,470 ★★★★★ 03:31 More in Howto & Style		
	Fabricio Cruz of Cruise To Cash Livin' large with Cruise to Cash! For more details, TopCruiseToCashEarner.com...cruise to cash fabricio cruz	Added: 4 months ago From: fabriciocruz Views: 395 ★★★★★ 05:38 More in Howto & Style		
	Cruise To Cash: Manifesting Money? By Fabricio Cruz	Added: 1 month ago From: fabriciocruz Views: 22		

In order to get started, you need a camera. You can pick one up at a Radio Shack, Wal-Mart (or for our out of US friends, your local electronics store).

What is our goal with the video? Now that you have the camera, it's time to come up with the content and goals.

First off, who is our target market... our target audience? You want the video to be seen by as many qualified prospects as possible, and how do we do that? We have to know what they are looking for and get it in front of them.

A great way of getting in front of that audience is to know what they are looking for. If you are promoting baseball bats, you will want to research all of the top competing baseball bat manufacturers and brands out there and target those keywords, and talk briefly about that company and/or product and explain why yours is better. In this example, you can compare the size of the bats, the quality, have any testimonials about those who have used the bats, and what they are losing out if they go with another bat versus yours... then at the very end, a call to action.

A call to action is just that... what do you want them to do? Typically I don't like to sell directly off the video. My goal is to get them to the website to get more information, or to opt in (list building!) to my list so I can offer them more info on that product and other related products.

Keep in mind that if you are selling baseball equipment, you can also do this for gloves, baseballs, hats, gear, shoes, etc. Just make the video focused on one thing, and draw them to your larger more general baseball site or list.

So here's my game plan to create my baseball bat list off of YouTube and other similar video sites... first I would research all the competing brands like I mentioned above, make as many videos as I can and have that funnel into my main site where I capture their information. Now that I have their info, I can produce another video series that includes baseball hitting tips, or something to do with baseball bats again. Or it can be about baseball in general, gear, pitching, catching, techniques, etc.

My first video would be an introduction, and talk a bit about the vision that I have for the video newsletter. Then at the end of that video, I'll give them a preview of the next video... and at the end, remind them to go back to your site and opt in (in case they are watching the video on another site, or remind them of other specials that you have going on, or plug in a good affiliate offer).

The second video would be 1st Season, Volume 1. Or it could be 1st Season, Volume 2 if you want your intro video to be Vol. 1. Doesn't matter. Then next year you would make it 2nd Season, Volume 1, etc. Why are we doing this? Think about it... if you stumble upon 2nd Season, Volume 5 for the first time,

you're going to know that there is quite a bit of content already available for you, and if the info is good, you're going to go back and look for it, right?

Each video would start out with a mini recap of last video, and at the end, it would preview the next. This technique has been responsible for quite a loyal subscribership!

That alone should bring in tons of traffic from these video sites... now if you want to turbo charge this method... here's what do to:

1. Take the content from your videos, and make them into articles and submit them to article directories. Refer back to **Chapter 5: Advanced Article Strategies** on how to come up with some good articles that people are going to want to read.
2. Post those articles on your blog as well and be sure to tag important keywords that you want to be found for.
3. Convert the article into an MP3 by reading it out loud and submit the file to a podcasting site. Be sure to use the right tags as your keywords as that's the only way you'll get traffic to it.
4. Turn your article into a word document and PDF and submit it to other directories.
5. Take the videos that you make on YouTube and upload them to your blog, and have your blog ping settings to ping once a day at most to all the blog sites out there.
6. Take the RSS feed that your blog will produce and submit it to the various directories. RSS Submit is a good tool to use.
7. Social bookmark your blog site.

Be sure to have an opt in form on your blog, and you may want to have some affiliate offers or banners up and down the sides to get some potential sales. If done right, you're site will be loved by the search engines!

Video marketing is not that complex. Get a free account over at www.tubemogul.com and blast out some videos!

In just a few pages I have outlined you what I have done to make a fortune off videos and build a massive profit pulling list that makes me money time and time again!

Action Steps: Study my videos. Get a camera. Sign up for Tube Mogul and configure it to blast out to all the top video sites (instructions given when you sign up) and make some videos!

Chapter 8: Joint Venture Your Way to A Massive Profit Pulling List

Joint ventures (or JV's as we call it in the industry) are an excellent way to build up your mailing list... FAST! This method of marketing is so powerful, that many make a living off of it alone.

There are many ways to engage in a JV, so this is by no means a complete list.

First, you can contact other list owners and offer them to do a mail out to their list in exchange for a mail out to your list.

You can also offer them a product or service that you offer and give them a commission on the sales that they make, meanwhile building your list.

You can contact other webmasters and see if they will put an opt in box or a pop up that leads to your squeeze page for you. You can pay them for the leads that come in, or you can put in their affiliate link to track the sales that they make. This is an excellent way to build your list and leverage top SEO'd sites without you having to do it yourself.

Just be sure that when you are contacting a prospective JV partner, think about what they have to gain and hit up on those key benefits. You have to basically answer the question that will be burning in their mind "*What's in it for me?*"

I like to use the phone. Not many people who are online do – thus giving those that use the phone a **big advantage**. Get the numbers of those that you want to reach out to and give them a call. You'll see that the phone works wonders versus an email that can get caught in filters, spam, get overlooked, etc. Remember, these people are getting asked all the time via email about joint venturing if they really are worth partnering up with.

Another great idea to leverage your competitors would be to allow them to offer one of your products (ebooks or services) as a bonus for when people purchase their product or service. The way to have this set up is when their customer is on the "thank you" page, have a link to an opt in box that you own and control, and have them opt in to download the "bonus" report.

Now you have a buyer on your list. Buyers of your own products are the highest quality of list you can possibly have, buyers of your competitors is the next highest.

Keep organized! Create a spreadsheet (you can also do this in your Google Account – Google Documents) and be sure to collect some important information when doing your research. I would collect website, full contact info, what you liked about the site, and what are your initial thoughts of how you'd like to JV.

You'll probably want to go through at least 100 or so. Most will say no of course, but you must have thick skin. Just a few deals can have you sitting pretty, so it's well worth the effort.

That's about it for JV'ing. Not rocket science and there is no magic formula. This is how the big boys build their HUGE massive lists that make them hundreds of thousands (or millions!) per year.

Action Steps: Search for competitors in your niche and propose a list swap. Keep a spreadsheet and take detailed notes of all the sites you contact. Most will say no, some will say yes. Success is in the numbers here! Don't be afraid of the phone.

Chapter 9: A 7 Figure Business? The Ultimate Online Business Model Explained!

This is actually my favorite part of this entire book. Why? Because it's about business models, and that's something that excites me!

Do you want to know what a 7 figure business model looks like?

Here goes... you want a low cost front end offer. It's much easier to sell something of higher value once they have already purchased from you. Typically, you are not going to sell a high ticket item right out of the gate, without much "warm up" or relationship building on your part. You can do that with an autoresponder as I have explained before...

In reality, you just want a list of people who raise their hand and say "Hey, I have a credit card and I've already sent you money!" As long as you deliver the goods, you'll have a loyal customer for life.

But how do you get a customer to send you \$297 or more right out of the gate?

You must have a good upsell process in place. It's easy, don't worry.

Let's say you have an information product. It could be anything... maybe PLR. Take the ebook put it on a power point presentation and record yourself narrating some of the highlights. Let's say that the ebook sold for \$27, you can now sell the "video" version for \$67. Then after that, another upsell for something in the \$97 to \$147 range. This could be an hour consultation with you, a physical version of the product, or even a "home study course."

I like to use videos for all my upsell's and on many of my opt in pages as well as sales pages. It adds a lot of credibility to your offers and it's shown to increase your conversions because people see and hear you explaining it.

It's important that on your upsell offers, you mention something like *"Thank you for your order... in the next 15 minutes you'll be receiving an email with all the details of your order and how to access the product. But while you wait... I have the perfect complement to Your Super Duper New Product. We've never made this offer before and may never do it again because it's just that valuable."*

See what I said here? "In the next 15 minutes..." The reason we say that is so we can tell our new excited buyer to relax, be patient, it's coming soon, but hey while you're here... check this out.

It's also very important that you say "perfect complement" in your sales pitch above because you don't want people to feel duped, like they need to buy more in order to get value out of their initial purchase. If they feel duped, they will refund and this plan would backfire. But if you do it right, you won't have to worry about it. Just do it as I explained above and you'll be just fine.

I always like to have a "no thanks" link there and have one last ditch effort to save the sale. This works about 30% of the time. So it DOES WORK and it's an easy money maker. Just remind them that this is a special "one time offer" and you must be fair to those that paid full price, and will stand by your guns.

My goal is to have 50 front end buyers at \$27 each. About 30% will buy the upsell at \$67. And about half of those will buy the \$147 offer.

Let's add that up:

$$\$27 \times 50 = \$1350$$

$$\$67 \times 15 \text{ (30\% of 50)} = \$1005$$

$$\$147 \times 7 \text{ (about half of 15)} = \$1029$$

For a grand total of \$3384 per day!

Sure, there are some expenses associated with generating that money, specifically my PPC advertising costs, however keeping mind that my goal is to spend about \$500 a day on advertising, giving me a profit of about \$2700 per day.

\$986,000 profit per year that would earn me if my numbers remained consistent. That's not even including any other promotions and offers I do to with my buyers list! Once you incorporate other offers, you're well over a million bucks for the year!

Oh yeah, and that's just one of sites... I have a few more as you've seen ☺

Can you see it now?

To add even more money to the mix you can incorporate some kind of continuity program, which I plan to do, just don't have it at the current time, but it's easy to add.

What is continuity? It's residual income, money that you earn month after month on autopilot. Basically, you work for it once, and get paid many months after.

Most people stay on recurring billing for about 3 months. Some will cancel right away, some will stay on for a year or more, but on average, 3 months.

How do you implement continuity? Easy. On your front end offer, position it as a bonus. Offer 1 month free of whatever it is you plan to offer on a monthly basis and if they don't call in or email you to cancel, you'll bill them (for example) \$27 a month.

Here's an example of how to position your first free month of continuity before you start billing them:

Order Now & ALSO Receive...

A FREE 30 Day TRIAL to the Insider Dating Secrets VIP Club Membership (a \$24.95 Value)

When you order your package today you'll also receive a free 30-day trial membership into the Insider Dating Secrets VIP Club where you will receive the latest and hottest dating tips, tricks and resources in the form of a physical monthly CD shipped directly to your mailbox.

Plus, if after the 30-day trial period you decide that the "IDS" VIP Club Membership isn't for you, you can cancel your \$24.95 per month membership at any time!

Your FREE TRIAL "IDS" VIP Club Membership begins with this amazing CD called...

'At Last! Now You Can FINALLY Attract, Approach and Date the Woman of Your Dreams Regardless of Your Looks, Age or Income!'

This CD will reveal how you attract, approach and date women you once thought were **WAY OUT OF YOUR LEAGUE...** faster than you think - and you don't have to go through another dating book or try to apply useless strategies that are destined to fail!

You'll learn Fabricio Cruz's insider secrets to *dating only the hottest women in town* and learn exactly what he does to have such amazing success with women ...



What Will You Learn From Listening To This CD?

- ☒ You'll discover the **'Insider Secrets'** to attracting, approaching and dating the hottest women in town!
- ☒ How you can **shave months off of the entire process** and get you the woman (or women) you've always wanted as fast as possible!
- ☒ You'll discover how to **develop "Movie Star" inner-confidence** without ever having to rely on techniques that are destined to fail. (plus, you **learn exactly what methods I've used** to get there!)
- ☒ **The single most important question you must ask yourself before you get started.** (hint: Not knowing this will almost guarantee your failure!)
- ☒ You'll discover **how to be hysterically funny** and have her laughing her way into your bedroom...
- ☒ **And many many more time-tested secrets for attracting, approaching and dating women from a guy known as "The REAL Life Ladies Man!"**

Don't know what to offer them on a monthly basis? Check this out, once you see the potential here, your mind will be racing with new ideas on what you can do with this... check out www.RTIR.com – stands for Radio Television Interview Report.

Basically, experts and authors in just about every subject you can think of have a profile here, so that marketers like us can approach them and give them added exposure for their content.

Every heard of the book by Neil Strauss called "The Game"? He features this guy named Ross Jeffries on there. He's a household name if you're familiar at all with the dating market.

Anyway, I was able to interview him for my continuity... and he's big time! There's no limit to how many people you can interview here, and offer them a chance for exposure to your visitors, customers, clients, etc. That's what they want!

Here's how I do it. I will browse the listings by typing in my relevant keywords, find the speakers I wish to interview and send them an email. My email is personal, and I tell them that I have a list of paying customers in a their market who would love to learn more about what he/she has to say. In return for 30 to 45 minutes of quality content, you'll give them 5 minutes to pitch anything they want. Any sales they generate as a result of their interview is 100% theirs to keep, you just want the quality content and so do your customers.

Then, offer to mail them a finished production copy of the interview for them to use as they wish.

Most people will happily agree to these terms, and it's 100% free to you!

So once you get one of these experts to agree, you can sell it on your site like I do here with Ross Jeffries... and keep in mind, all the bullet points and sales copy in the box below were taken right off his profile. Easy as pie!



Free Bonus #2: World Famous Pick Up Artist Ross Jeffries interviewed by Fabricio Cruz!

(on CD - \$27 value)

Ross says... *"No Matter What Your Looks, Experience Or Age, I Will Show You How To Use Your Brains To Get All The Women You've Always Really Wanted!"*

Ross Jeffries is a self-confessed "skinny, ugly, six-foot geek." Yet women literally can't resist him. But what's even better is that Jeffries not only understands the minds of women so well that they can't get enough of him, he can turn the shyest, most socially inept nerd on your show, or in your audience into a radiant, charismatic sex-magnet in 10 minutes or less...

guaranteed!

Ross Jeffries has been featured in Playboy and Rolling Stone, and has been seen on The Daily Show, Jerry Springer and Montel Williams, among other shows.

He was featured as a main character in Neil Straus' NY Times Best Selling book, The Game: Penetrating The Secret Society Of Pick-Up Artists.

He served as the inspiration for the Tom Cruise character in the film Magnolia, and has helped tens of thousands of men become more confident and more successful with women over the past 15 years.

Students in over 45 countries have used his techniques to magically transform their social lives.

Get ready for a wild ride as Jeffries draws on 15 years of research into little-known hypnotic patterns that make women hotter than two raw eggs on Texas pavement on a mid-summer day. Get ready to be blown away as Jeffries reveals some of the hottest little-known secrets you can begin applying to your dating life the second you pop in that CD...

So how many monthly subscribers do you need to quit your job?

100 members paying you \$24.95 a month is just under \$2500 a month!

1000 members paying you just \$24.95 is right under \$25,000 a month!

Now, incorporate that with our front end process above and now you really can see how this is a 7 figure business model, right?

Well, that wraps up this section of my favorite 7 figure business model. I sure hope you are just as excited as I am about it.

I'm doing this RIGHT NOW – and so can you! Get started...

Action Plan: Start filling in the holes. I've given you my blueprint for a 7 figure business model. What is going to be your low cost front end? What is going to be your upsell 1, upsell 2? What is going to be your continuity offer? You have everything you need here to pull this off! If you need additional help, check out Six Figure Secrets Club as you'll have direct access to me as I guide you through the entire process!

Don't forget, you get Six Figure Secrets Club absolutely FREE when you join my Big Money Miracle team... you'll have a blueprint that you can use to promote for massive profits, and/or anything you want to promote online! → www.BigMoneyMiracle.com

Conclusion

Thanks for taking the time to read this ebook. Apply some or all of the principles here and your business is sure to benefit from it. **Hopefully, you can now see how you can make at least \$1K a day or more!**

Don't feel overwhelmed. Pick one or two of the marketing strategies and run with it! Hopefully by now you have an idea of what you want to sell. That's the first step. Once you have that, get your marketing plan in gear.

Rome was not built in a day... so don't expect to be an internet marketing super wiz overnight. With a little consistency, practice, patience and testing, you'll get there. Do you think I was born with this knowledge?

Here's what I tell people who might feel overwhelmed and impatient... What if it took you 5 years to learn all this, starting from now. Is it not worth it? Is it not worth the effort to go the extra mile, when so many other people just don't have the patience to see the results? Or they chase after the quick cash instead of building a real valuable business? I'm sure you're smart enough to see that it is!

So whether you're brand new, somewhat experienced trying to make a living online, or a wildly successful IM'er, you can certainly learn something from the information I have shared with you.

If you're having any issues understanding some of the strategies I have explained, I would like to ask you to join me in my Big Money Miracle system so I can help you get going.

Perhaps two of the programs that I have that can help you achieve your financial goals the fastest is Six Figure Protégé and the Big Money Miracle system.

If money is tight right now and you need some help implementing some of the tech work, check out Lynda.com for some amazing tutorials on how to build web pages and work with HTML.

You can also "google" questions that you might have. Such as "How do you FTP to a website?" and so on. Youtube.com is a great place to search for those questions as well, there are many good videos distributed freely on how to do a lot of the things I've talked about above.

These strategies and tactics have given me the ability to make my dreams come true and I hope you apply and memorize them for yourself.

You'll have to work your bum off to get it, and the biggest rewards demand the highest prices. You'll make as much as you expect to make if you allow yourself to believe that you can do it.

So go for it!

Sincerely,

To YOUR Massive Success!



Fabricio Cruz



Fabricio Cruz

1-800-584-4958 – call me if you have ANY questions about my offer ☺

P.S. Don't forget that I'm offering help & guidance to get you going and implement all the good stuff I just shared with you. For more details, visit www.6FigureSecretsClub.com

P.S.S. If you want to send me a testimonial if you have benefited from this report (videos welcome!) please email me fabricio@fabriciocruz.com

P.S.S.S. Do something now!

Don't forget, you get Six Figure Protégé absolutely FREE when you join my Big Money Miracle system... you'll have a blueprint that you can use to promote for massive profits, and/or anything you want to promote online! → www.BigMoneyMiracle.com

Special Offer

Proven 6-Figure A Month Earner Reveals All...

"I'm Offering You An Excellent Program And System That Converts Your Prospects To '*Foaming At The Mouth, Paying Customers*' Like Crazy, Making YOU More Money Than You Ever Thought Possible. This Program Is Powerful -- My System Works Unbelievably Well!"

"What I'm going to tell you is hard to believe, but if you believe me, you will be hugely rewarded, if you don't, I'll make it worth your while to find out that everything I'm saying is true..."

You're about to learn my insider secrets to cashing in BIG, regardless of the economy.

My income is skyrocketing every single month, in the midst of this terrible economic recession - **and I want to show you how you can have YOUR income do the very same.**

First, let me ask you a few questions...

- Are you worried about your job or cut in pay?
- Have you been laid off?
- Are you currently collecting unemployment?
- **Are you SICK & TIRED of all the hype and promises that you've seen over and over on websites, only to be disappointed after you've spent your hard earned money on them?**
- Are you uncertain about the future and your bills (and your loved ones)?

If you answered "YES!" to any of the questions above, LISTEN UP!

This site is for you.

This system I'm about to share is for you.

Listen to everything I have to say... your future depends on it.

Let's get down to business.

I'm going to show you how quickly you can fire your boss (if you still have a job).


I'm going to get you excited about that long needed vacation... and show you how I make thousands of dollars on each vacation I take -- and how you can too.

Over the last 10 years my businesses online and offline have made me over **4 MILLION DOLLARS**. Yes, that's over \$4,000,000.00! But this site is not about me... here's what I can do for YOU:

"I'm here to help you cash in on all the money to be made online (and offline!)"

I can take anyone and quickly lead them to a 5 figure weekly income, but you have to be willing to work at it with me. I have a phenomenal training system where I normally charge \$5,000 for access. You get it free by joining my team. This is your personal guide to success.

I'll show you how I got my large piece of the pie in less than two months, but more importantly, how ANY newbie can do the same... even with limited computer or internet knowledge.



Hold on... because my time is limited and I want to make sure that I can give you all the attention you deserve...

"I'm looking for ONLY 27157 highly motivated individuals to coach and turn into Success Stories..."

Will you be one of them?

Follow my step-by-step system and success isn't only feasible, it's extremely easy to find. You have my help. I'll walk you by the hand (but let's run instead... it's more fun that way).

I FIRMLY believe that this business can provide you with the same lifestyle that I've enjoyed over the last decade, if not better! So give me a call or send me an email and let's work together on this ASAP... the only thing I can't promise you is that I'll be in my office (because I may be on vacation)!

"How Does Free Mentoring From A 32 Year Old Millionaire Sound?"

In addition to my training system, you'll get 1 on 1 mentoring and coaching from me... something I normally charge \$250 an hour for. Time and knowledge is priceless. While \$250/hr seems like a lot, it's a drop in the bucket considering how drastically it can change your life.

But Remember...

"I'm looking for ONLY 27157 highly motivated individuals to coach and turn into Success Stories..."

Join my team and I charge you \$0/hour - zero - zilch - nothin' - FREE! If you ask me, only a crazy person would pass that up. If you can follow a couple simple steps, be consistent, and repeat the system over and over, you'll find continued success.

A home-based business is the only way to go anymore.

====>> Jobs suck.

====>> Making someone else richer is a joke.

====>> Being told what to do and what to wear is nonsense.

====>> Having to ASK FOR TIME OFF to take a vacation is ridiculous.

====>> And not having the money to take/enjoy a vacation is just sad.

You should be able to head to the Florida Keys at the drop of a hat while not having to ask for time off and especially not having to worry about money. If you can't do this, why aren't you doing something to change it? Does it not frustrate you and anger you to no end!?

I know what works extremely fast - I know what works NOW, not what worked 10+ years ago. I've been marketing since 1995, both online and offline, your questions, concerns, and support will be addressed quickly... generally within an hour or two.

There's nothing more frustrating than leaving a message or sending emails and not getting a response... even waiting 24 hours for a response is a discouragement. I'm here to ENCOURAGE, not discourage.

'You Are About To Learn How People Just Like You Are Making Incomes of \$10,000 - \$80,000 Per Month Within Weeks Of Starting From Zero!'

*I'm offering an excellent program and system that converts your prospects to foaming at the mouth, paying customers like crazy. **The program is powerful -- my system works unbelievably well.***

A good percentage of my members enroll without me ever even speaking to them. When you see money rolling in from people you've never talked to, that's a pretty sweet gig!

Some will email then take action, and you'll have some that will call you first. **In the beginning I'll talk for you.** What do you think will happen to your success if I talk to and convert your prospects? My system is about as automatic as they come, but for those that do call you first, I'll help wherever I can.

I realize that if you've never had success in a home business before it's a challenge. That first success is the hump because you have no success story -- no credibility. Once you get over the hump, you'll be greatly successful from home for the rest of your life.

Why?

If you're successful, your prospects know you can help them do the same. They'll naturally join you. How can someone not successful lead someone else to success?

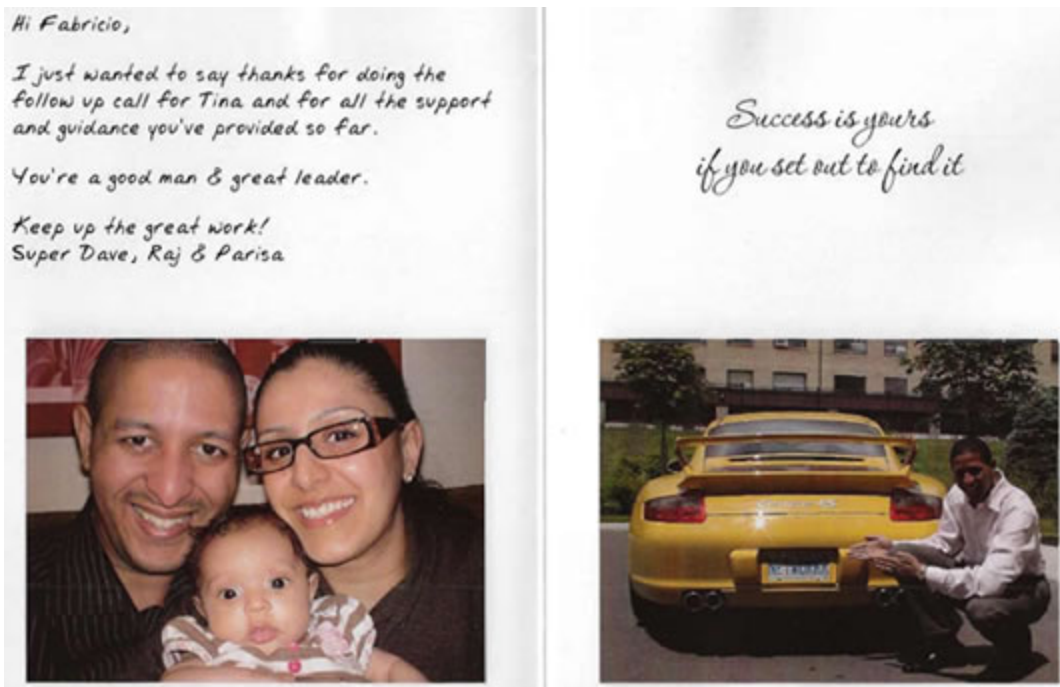
BEWARE!

There are too many home business 'mentors' out there who have never had success. Many people are copying my system and my ad copy (which I don't

allow unless you're on my team) because they see my success. They know how well it works for me and my team. They're jealous and they want it. So watch out for the copy cats. This is my official site.

So if you want success you've gotta latch onto someone successful. Follow in my footsteps, use my story and my identical system and you WILL find success. If there were a better business to be in I'd be in it -- if there was a better system, I'd use it.

"Those Who Have Extreme Success And Can Lead You To Success Should Be Able To Prove It..."





Fabricio,

Thanks for helping me and being there for me when I needed you the most. With out you, who knows where I would be, so thank you from the bottom of my heart. Oh yeah, and I'm making more money today that I ever have... and that feels GOOD!

Julio Reyes, San Antonio, TX

Dear Fabricio,

I just want to take a moment to personally thank you for your professionalism. I have to say that of all the mentors I have worked with over the last 18 months, you stand out as a truly passionate and gifted coach. I really appreciate all the (extra) time you've put in to guiding my business to where it is today. And I must say, business is good! Thank you for helping me achieve my first year business goals!



*Sincerely,
John Landrebe, Boston, MA*



Fabricio, I am not just complimenting you here: I've been on the net for 12 years and have seen and read everything. You recruited me because you didn't use the usual smoke and mirrors, hype, and clichés that have long jaded me by now.

David Forderer, Canada

One of the things I find unique about Fabricio is his willingness with specificity in helping you. I'm talking about him letting you know the exact things to say in your marketing, the right places to advertise that fit you and your business specifically, and the ability for Fabricio to pull out his Golden Rolodex and help you on the spot.



Often times when I get into a discussion with Fabricio I will pause him for a second and grab a pen and paper before he continues.

This has happened many times on the phone or in person.

When you get to learn from someone like Fabricio, who has had over 13 years experience online and has generated millions of dollars, you really can't go wrong. I know because that's been my experience with Fabricio for 2 years now.

Dan Hatfield, Boston, MA

I'm giving you my system, my website, and my story for free once you're on my team. Plug into it. Let the story behind my website that I give you do the selling. Then once you have success, let's make your own website.

Get your name out there -- brand yourself!

That's when you know you've truly made it. You can rest with peace of mind knowing that you finally have your success story and can find success in any and all of your future endeavors.

**If You Want A 5-Figure Weekly Income, Then Join Me...
If Not, Join Someone Else.**

Call me and we'll talk pressure free. You're in the driver's seat of our conversation, not me.

Dedicated To YOUR Massive Success,

"How Much Are You Going to Make Today?"



Fabricio Cruz

Are you ready to make it happen?

IF SO, THEN SEE WHY I CALL THIS...

**"The Absolute Easiest Way I Know To Make
\$19,975... \$54,985... Even \$109,995 *(or more!)*
Every Month Online and Offline!"**

**EXCLUSIVE BONUS FOR MY iBuzzPro
MEMBERS ONLY - You Will NOT Find An
Offer Like This ANYWHERE Online!**



When you join my iBuzz Pro Team, I will give you unlimited access to my online mentoring program called **"Six Figure Secrets Club"** - at no extra charge!

See more details at www.6FigureSecretsClub.com - but don't buy it there! I'll show you how to market Cruise To Cash, or anything else you are looking to market.

**"Make Enough Money So You Can Quit Your Job
And Focus On What YOU Love To Do!"**

Others have **paid up to \$10,000** to be part of this program.

So you might be thinking... "That's great Fabricio... but is this all you know how to market online?"

How "hypocritical" it would be of me to push an "Internet Marketing Program" if I don't follow it myself... Right?

Check out the screen shots below. Once you're a in the program (for joining my program), I'll let you model and swipe after these sites if you want to!

Site Example #1 Acne Niche - This is a PLR product as fortunately I've never struggled with acne, but that does not mean we can't sell it!



Site Example #2 Direct Sales - This site selling a high ticket product, I brand myself as an expert in the industry, using my lifestyle and story to sell others on my opportunity.



Site Example #3 Cancer Prevention - This is an example of partnering up with a well known expert who has an excellent product but needs marketing help. We'll show you how to do the same!



Site Example #4 Dating Niche - I didn't even write one word for this book or sales copy (except some of the squeeze page). It was totally outsourced and has made me a small fortune. Want to know how I did it?



Site Example #5 Make Money From Home Niche - This product I purchased resale right to. Some days I sell as much as \$2,000 worth of product, and each item costs me \$2 to produce. Let me show you how...

Site Example #6 Wedding Planning Niche - I've never been married, but that does not mean I can't promote a wedding product. Here's another PLR product I'm legally able to sell as if I'm the author!



Site Example #7 Hemorrhoid Niche - I've never hemorrhoids - but I sure can sell a product that helps those who do!



Site Example #8 Registry Cleaners Niche - I'm not a software developer, but that does not mean I can't sell and promote software!



Site Example #9 Weight Loss Niche - I've never struggled with weight, but I recently came out with an audio to help those that are overweight.



Site Example #10 Personal Self Defense Niche - I've never so much as sprayed a pepper spray, but I've sold millions of dollars worth of defense items over the last decade!



That's just a tiny fraction of sites that I own.

Think about this for a moment, what if each of those sites above just made me \$1,000 a month each... that would be \$10,000... but they make quite a bit more than that :)

Now, in order to protect my growing portfolio of cash generating websites, I'm not going to tell you where these sites are hosted... that's just for our clients to know.

"Would you like me to show you exactly how create just one Perpetual Cash Machine like many of my sites above?"

You are receiving unprecedented value with my "Six Figure Secrets Club" program... If you were to look elsewhere for this type of complete, A-Z, hold you by the hand, mentoring/training program, you would likely be looking at around \$10,000.

Having put the "Six Figure Secrets Club VIP Mentoring Program" together, I know how jammed packed it is with value and how it "really delivers" in terms of getting people up and running and making money online...

You'll have access to my intense 8 week video program!

Use to program to promote iBuzzPro, your current business, or start a new business with the strategies you're about to learn!

Are you ready to make it happen?

IF SO, THEN SEE WHY I CALL THIS...

"The Absolute Easiest Way I Know To Make \$9,975... \$14,985... Even \$29,995 *(or more!)* Every Month Online"

To get the exclusive Millionaire Marketer who closes sales FOR YOU, a website with a state of the art follow up sequence, an online mentoring program not found anywhere in the world, with a real world value of \$11,497, there are three steps you need to take...



Click here (www.bigmoneymiracle.com)

2 2. Follow the instructions to get started.

3 3. Give me a call and I'll have you all set up within an hour and we'll go over what your marketing plan is going to be. **800-584-4958 <-- Call me NOW!**

"I'll See You On The Other Side!"